


Typing test E.coli F5

Reference: BIO K 171
(30 strips)

Immunochromatographic test for *E.coli* F5 typing on bacterial culture



Kit composition

- 30 *E.coli* F5 tests
- 30 microtubes
- 1 vial of 15 mL of dilution solution

Reagents not included

- Non-selective medium (such as blood agar or similar) or medium for enterobacteria (such as Gassner agar, Mac Conkey agar)
- Minca solid agar medium

Required equipment

- 37°C incubator
- Sterile culture loop

Precautions for use



The kit must be stored at **room temperature**, in a **dry place**.



Dispose of the device in keeping with **legislation on environment protection and management of biological waste**.

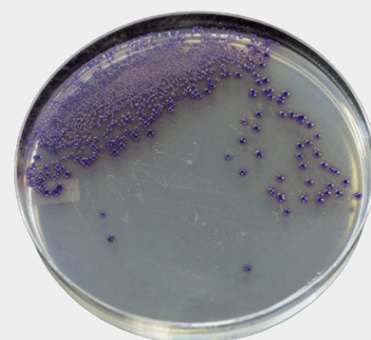


Wear gloves while carrying out the test.


PREPARATION BEFORE USE

Before the test, the bacterial culture must be incubated overnight (or longer, depending on the strain) at 37°C on a non-selective medium, such as blood agar or an enterobacteria medium (Gassner, MacConkey, etc.).

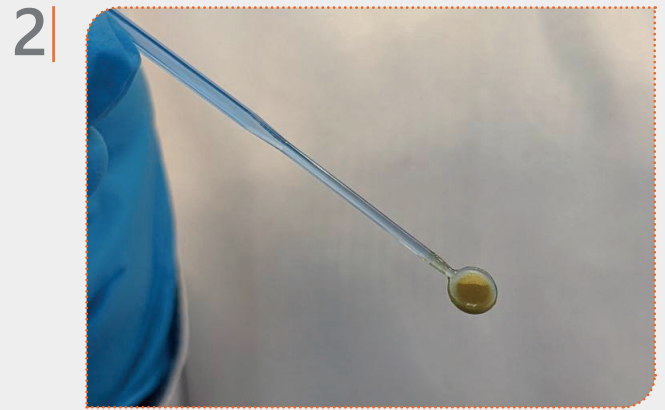
1. Select 3 colonies.
2. Transfer each colony to Minca medium and incubate for 18–24 hours at 37°C (3 plates).
3. Perform one test per plate following the protocol below.



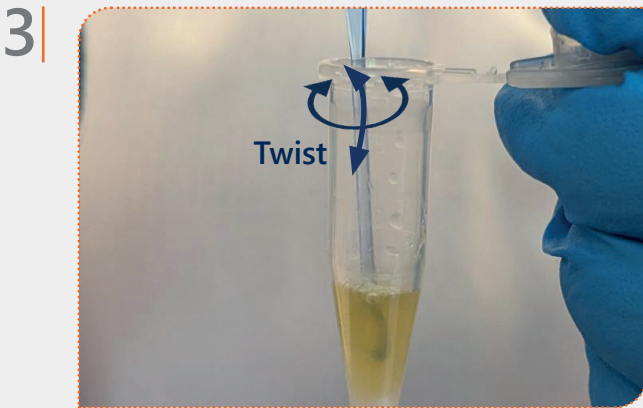
TEST PROCEDURE



■ Transfer 300 μ L of the dilution solution to the provided microtube.



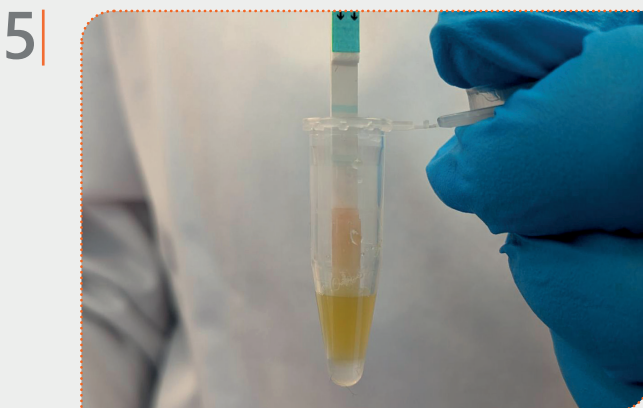
■ Use an inoculation loop to pick up a few colonies from the plate.



■ Insert the loop into the microtube containing the diluent and mix thoroughly.

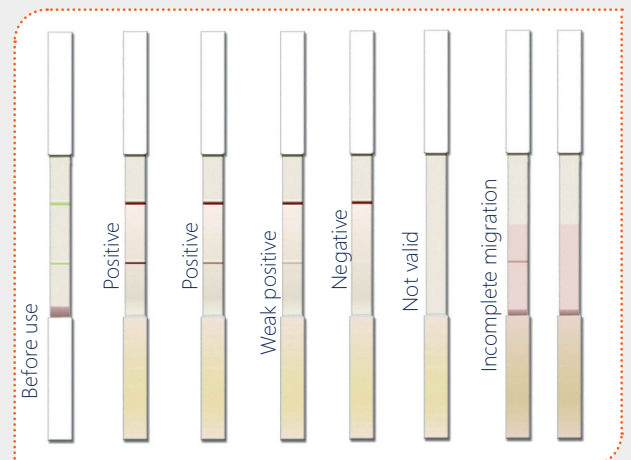


■ Take a test strip from the tube
■ Immediately close the tube with its cap. The cap contains a desiccant that protects the strips from humidity.



■ Insert a test strip into the liquid.
■ Interpret the result after 10 minutes using the figure shown here. Do not interpret the result after 15 minutes.

RESULT INTERPRETATION



1 line = negative 2 lines = positive

Contact us:

✉ support.immuno@biox.com

☎ +32 (0) 84 32 23 77

🌐 www.biox.com